

BAHAMA BX

Shade Shutter System

Architectural Shade & Light-Filtering Solution

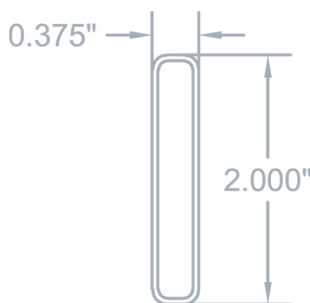


PRODUCT OVERVIEW

The Bahama BX Shade Shutter offers superior sun protection and aesthetic appeal. Built from T6 6061 aluminum, it is ideal for residential and commercial applications requiring adjustable light filtration, privacy, and architectural style. Lightweight yet durable, the BX system combines function with a sleek appearance.

QUICK SPECS

- Max Width: 16ft
- Max Height: 6ft
- Wall Projection: 12"-48"
- Tilt Range: 2°-45° (Manual Adjustment)
- Light/Vision Control: 70% Blockage at 45° tilt
- 5-Year Paint Finish Warranty



BLADE PROFILE

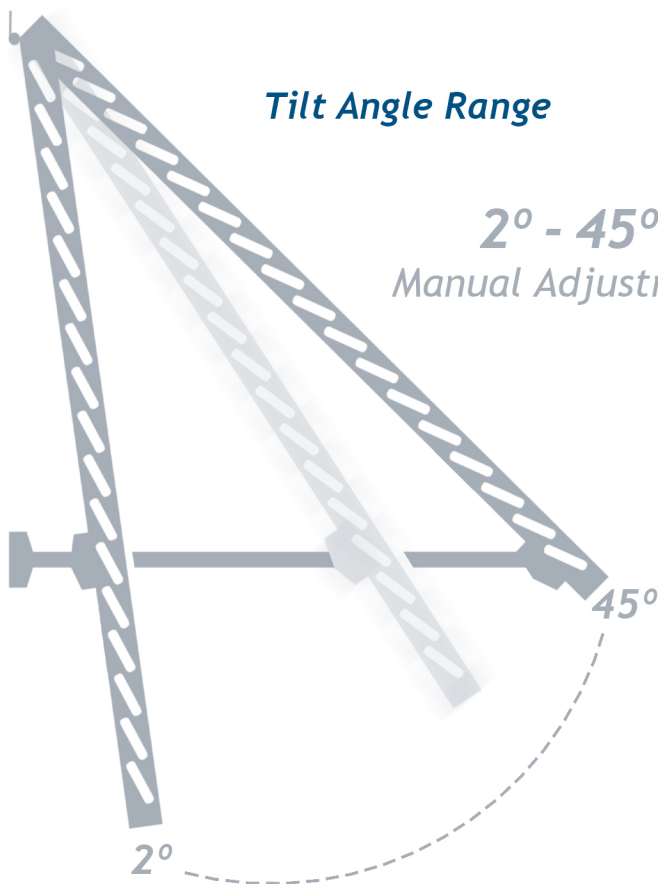
Aluminum louver blade

KEY FEATURES


- High-grade T6 6061 Aluminum Construction
- Surface Mount Installation
- Blades removable for additional light control
- Designed for Heat, Glare, and Privacy Control
- American-made Aluminum
- Custom Color Matches Available

Tilt Angle Range

2° - 45°
Manual Adjustment



Color Options



*Upcharge Applies

Due to inconsistencies of display monitors, the characteristics and colors seen here may be slightly different than the actual product

Proudly designed & manufactured by **ALUTECH**
shutter and shade solutions

Visit us at www.alutech.com

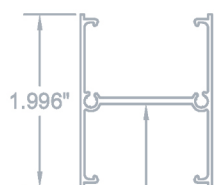
BAHAMA BX

Shade Shutter System

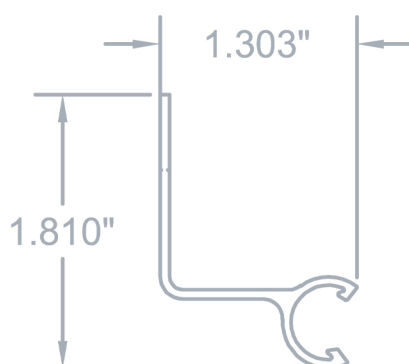
Architectural Shade & Light-Filtering Solution



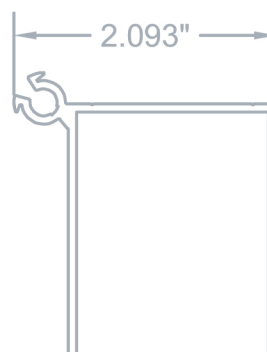
Side/Intermediate Bar



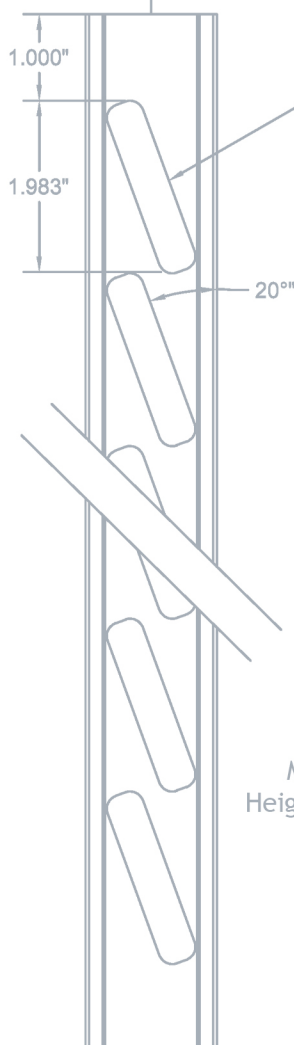
1" Buildout Flange



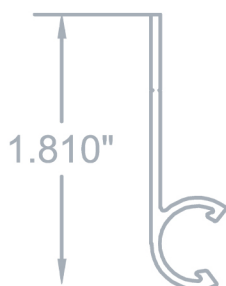
Top Header




Bottom Channel



Surface Mount Flange



Max
Height:
6ft



Proudly designed &
manufactured by

ALUTECH
shutter and shade solutions

Visit us at www.alutech.com